

Knight Brave and Little Daring

Lesson Plan

Lin, Qintong; Lee, Jackie Fung King
The Education University of Hong Kong

Level:	Senior Primary
Duration:	80 minutes
Topic:	Gender equality
Materials:	<ul style="list-style-type: none">- E-book <i>Knight Brave and Little Daring</i> https://www.youtube.com/watch?v=ErdTQB3AUao (video) https://read.bookcreator.com/GdzvNAQXCRY5w6k1OxYe0B7nYwo2/IPAYTLNARKK5rMjUYsFbyA- <i>Worksheet 1 Survey on Your Favourite Toys</i>- <i>Worksheet 2 Survey on Your Classmates' Favourite Toys</i>- <i>Worksheet 3 Gender-specific and Gender-neutral Toys</i>- PowerPoint slides- YouTube video: 'Dragon, Knight and Princess Song for Kids' https://www.youtube.com/watch?v=p-X0fHYfWcE&list=PLphxGwn2I0oR6gRREYia11txvwjOOGeKN

Learning objectives:

By the end of the lesson, students should be able to:

1. Read and demonstrate an understanding of the e-book "*Knight Brave and Little Daring*";
2. Talk about gender-specific and gender-neutral toys/interests in daily life;
3. Show an understanding that one's interests and abilities should not be limited by one's gender.

Story synopsis:

Is bag weaving only for females and sword fighting only for males? This story is about how Little Daring helped Knight Brave and cleverly defeated a huge monster with her woven bag. The story ends with Knight Brave learning to weave bags and Little Daring learning sword fighting.

Moral:

Both girls and boys can be brave and share similar interests. A real wonderland is a gender-neutral place, where there is no barrier in the way of people maximising their potential.

Acknowledgements:

These learning materials are the outcomes of the project “Development of Children’s E-books to Enhance Young Learners’ Gender and Cultural Awareness”, under the supervision of Dr Jackie Fung King Lee. The project was supported by the Faculty Knowledge Transfer Fund (Faculty of Humanities, The Education University of Hong Kong).

To cite this resource:

Lin, Q., & Lee, J. F. K. (2021). *Knight Brave and Little Daring*. Available at: <https://lml.eduhk.hk/gender/> and <https://lml.eduhk.hk/ebooks/>

Duration	Procedures	Interaction mode	Resources
30 mins	<p>Introduction & Pre-reading</p> <ol style="list-style-type: none"> 1. T tells Ss that they are going to read a story about a knight and a girl who have different interests. Tell the Ss that before reading the story they will watch a video, “Dragon, Knight and Princess Song for Kids”, and learn some vocabulary. 2. T invites some Ss to describe the knight, the dragon and the princess (e.g. What does the dragon breathe from its mouth? What does the knight do to protect the castle?). 3. T asks Ss what their favourite toys/interests are. T asks Ss to finish <i>Worksheet 1 Survey on Your Favourite Toys</i>, and then collects their opinions. 4. T invites Ss to finish <i>Worksheet 2 Survey on Your Classmates’ Favourite Toys</i>, and then collects their findings. 5. T tells the class that they will read the story <i>Knight Brave and Little Daring</i>. T asks Ss to find out what the two main characters did, what interests they had and the moral while reading. 	<p>T → C</p> <p>T → C</p> <p>T → C Ss → C</p> <p>T → C Ss → C</p> <p>T → C</p>	<ul style="list-style-type: none"> - PPT - Whiteboard - YouTube video https://www.youtube.com/watch?v=p-X0fHYfWcE&list=P LphxGwn2I0oR6gR REYia11txvwjOOGe KN - <i>Worksheet 1 Survey on Your Favourite Toys</i> - <i>Worksheet 2 Survey on Your Classmates’ Favourite Toys</i>
15 mins	<p>While reading</p> <ol style="list-style-type: none"> 1. T reads to Ss the story <i>Knight Brave and Little Daring</i> with storytelling skills (reading aloud, making predictions and shared reading). 	<p>T → C Ss → C</p>	<ul style="list-style-type: none"> - E-book <i>Knight Brave and Little Daring</i>

35 mins	<p>Post-reading</p> <ol style="list-style-type: none"> 1. T asks Ss how they would describe Knight Brave and Little Daring based on what they did in the story. 2. T asks Ss some comprehension questions and emphasises the moral of the story that one's interests and abilities should not be limited by one's gender. 3. T asks Ss to complete <i>Worksheet 3 Gender-specific and Gender-neutral Toys</i> and share ideas. 4. T helps Ss to conclude that girls and boys can share similar interests and there should be no barrier in the way of people maximising their potential. 	<p>T → C Ss → C</p> <p>T → C Ss → C</p> <p>T → C Ss → C</p>	<p>- <i>Worksheet 3 Gender-specific and Gender-neutral Toys</i></p>
---------	---	---	---





Knight Brave and Little Daring





Worksheet 1 Survey on Your Favourite Toys

Name: _____ () Class: _____ Date: _____

Sex: *Boy / Girl

(1) What are the following toys /interests? Do you like to play with the toy or share the interest?

<p style="text-align: center;">Picture</p>	<p style="text-align: center;">Name of the toy/interest</p>	<p style="text-align: center;">Do you like to play with this toy or share the interest?</p> <p style="text-align: center;">Circle your answer.</p>	<p style="text-align: center;">In your opinion, is the toy/interest suitable for girls and boys?</p> <p style="text-align: center;">Circle your answer.</p>
<p>1.</p> 		<p>a. Yes b. No</p>	<p>a. Boys only b. Girls only c. Both girls and boys</p>
<p>2.</p> 		<p>a. Yes b. No</p>	<p>a. Boys only b. Girls only c. Both girls and boys</p>
<p>3.</p> 		<p>a. Yes b. No</p>	<p>a. Boys only b. Girls only c. Both girls and boys</p>
<p>4.</p> 		<p>a. Yes b. No</p>	<p>a. Boys only b. Girls only c. Both girls and boys</p>





Picture	Name of the toy/interest	Do you like to play with this toy or share the interest? Circle your answer.	In your opinion, is the toy/interest suitable for girls and boys? Circle your answer.
5. 		a. Yes b. No	a. Boys only b. Girls only c. Both girls and boys
6. 		a. Yes b. No	a. Boys only b. Girls only c. Both girls and boys
7. 		a. Yes b. No	a. Boys only b. Girls only c. Both girls and boys
8. 		a. Yes b. No	a. Boys only b. Girls only c. Both girls and boys
9. Your favourite toy			a. Boys only b. Girls only c. Both girls and boys
10. Your favourite interest			a. Boys only b. Girls only c. Both girls and boys





Knight Brave and Little Daring

Worksheet 2 Survey on Your Classmates' Favourite Toys

Name: _____() Class: _____ Date: _____

(1) Interview **6 boys** and **6 girls** in your class about their favourite toys/interests. Put down their names in the **second** or **third column** for the toys/interests they have selected.

Picture of the toy/interest	Voted by boys	Voted by girls
1. 		
2. 		
3. 		
4. 		

Picture of the toy/interest	Voted by boys	Voted by girls
<p>5.</p> 		
<p>6.</p> 		
<p>7.</p> 		
<p>8.</p> 		
<p>9. Your favourite toy:</p> <p>_____</p> <p>_____</p>		
<p>10. Your favourite interest:</p> <p>_____</p> <p>_____</p>		

(2) From the interviews, find out which **three** toys/interests are the most popular among **girls**.

--	--	--

(3) Find out which **three** toys/interests are the most popular among **boys**.

--	--	--

Knight Brave and Little Daring

Worksheet 3 Gender-specific and Gender-neutral Toys

Name: _____ () Class: _____ Date: _____

(1) Here are some examples of **traditional gender-specific toys**:



Can you think of some other examples and describe the characteristics of these toys?

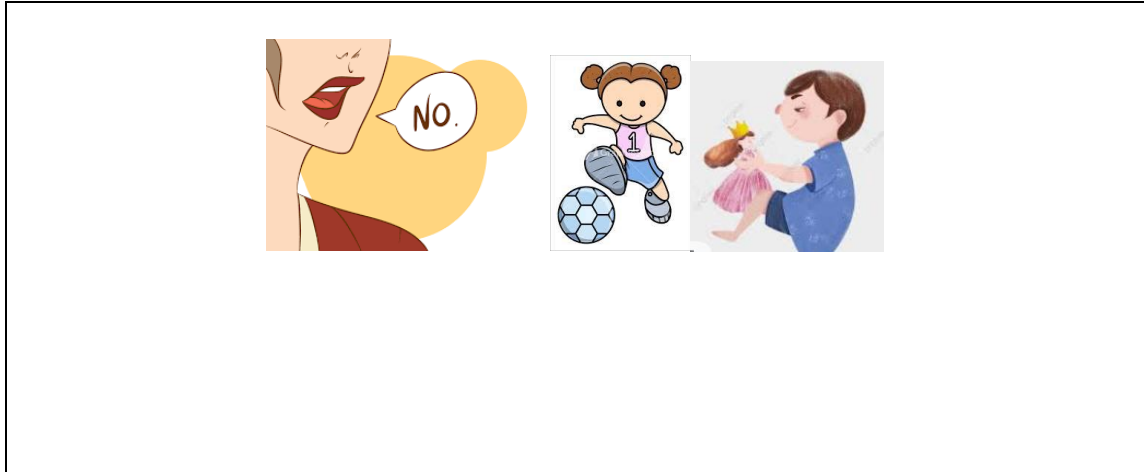
(2) Here are some examples of **gender-neutral toys**:




Can you think of some other examples and describe the characteristics of these toys?

(3) Group discussion



- a. Have you ever been told by your parents/teachers not to play with a certain toy or play a certain game because it is only for boys/girls (the opposite sex)? What do you feel about this? In groups of four, share your experience with your groupmates.






- b. Do you think that children should be encouraged to play non-traditional games (e.g. girls playing with a toy gun and boys playing with a doll)? Why or why not?



Suggested Answers

Picture	Name of the toy/interest
1. 	Toy sword
2. 	Teddy bear
3. 	Hand/fidget spinner
4. 	Toy car
5. 	Tricycle/trike/bicycle/bike

<p>6.</p> 	<p>Dot Robot</p>
<p>7.</p> 	<p>Demon Slayer: Kimetsu no Yaiba</p>
<p>8.</p> 	<p>Kite flying</p>